





































2014 ITU World Triathlon Auckland : Apr 06 2014 : Elite Men : Results

Pos	First Name	Last Name	Country		Time	Swim	T1	Bike	T2	Run
1	Javier	Gomez	ESP		01:54:13	00:17:53	00:00:53	01:04:15	00:00:28	00:30:42
2	Jonathan	Brownlee	GBR		01:54:33	00:17:51	00:00:52	01:04:19	00:00:26	00:31:03
3	Aaron	Royle	AUS		01:55:49	00:18:02	00:00:54	01:04:07	00:00:29	00:32:16
4	Dan	Wilson	AUS		01:55:52	00:18:04	00:00:52	01:04:04	00:00:26	00:32:24
5	Ryan	Bailie	AUS		01:55:59	00:18:03	00:00:54	01:04:05	00:00:27	00:32:27
6	Ryan	Sissons	NZL		01:56:23	00:18:46	00:00:54	01:03:24	00:00:29	00:32:48
7	Vincent	Luis	FRA		01:56:30	00:18:02	00:00:53	01:04:08	00:00:29	00:32:55
8	Mario	Mola	ESP		01:56:36	00:18:24	00:00:51	01:05:43	00:00:27	00:31:09
9	Richard	Varga	SVK		01:56:37	00:17:47	00:00:55	01:04:20	00:00:30	00:33:02
10	Gregor	Buchholz	GER		01:56:39	00:18:49	00:00:51	01:05:18	00:00:26	00:31:12
11	Fernando	Alarza	ESP		01:56:49	00:18:22	00:00:55	01:05:44	00:00:31	00:31:16
12	Grant	Sheldon	GBR		01:56:54	00:18:45	00:00:57	01:05:13	00:00:27	00:31:30
13	Steffen	Justus	GER		01:57:00	00:18:05	00:00:51	01:06:00	00:00:27	00:31:34
14	Alexander	Bryukhankov	RUS		01:57:09	00:18:00	00:01:01	01:06:00	00:00:35	00:31:30
15	Matthew	Sharp	GBR		01:57:15	00:18:26	00:00:54	01:05:38	00:00:30	00:31:46
16	Franz	Loeschke	GER		01:57:36	00:18:46	00:00:51	01:05:22	00:00:28	00:32:07
17	Bryan	Keane	IRL		01:57:44	00:18:39	00:00:53	01:05:28	00:00:33	00:32:08
18	Joao	Pereira	POR		01:57:47	00:18:37	00:00:52	01:05:30	00:00:29	00:32:17
19	Marco	Van Der Stel	NED		01:58:05	00:18:03	00:00:54	01:04:08	00:00:28	00:34:29
20	Sven	Riederer	SUI		01:58:19	00:18:17	00:00:52	01:05:45	00:00:29	00:32:54
21	Benjamin	Shaw	IRL		01:58:22	00:17:56	00:00:53	01:04:17	00:00:32	00:34:43
22	Conor	Murphy	IRL		01:58:24	00:18:29	00:00:52	01:05:37	00:00:31	00:32:53
23	Thomas	Springer	AUT		01:58:38	00:18:48	00:00:54	01:05:20	00:00:33	00:33:02
24	Ivan	Rana	ESP		01:58:39	00:18:42	00:00:54	01:05:23	00:00:29	00:33:09
25	Maximilian	Schwetz	GER		01:58:50	00:18:01	00:00:52	01:06:05	00:00:30	00:33:20
26	Henri	Schoeman	RSA		01:58:53	00:17:48	00:00:56	01:04:21	00:00:28	00:35:19
27	Andrew	Yorke	CAN		01:58:56	00:18:27	00:00:54	01:05:39	00:00:30	00:33:24
28	Thomas	Bishop	GBR		01:58:59	00:18:02	00:00:56	01:04:04	00:00:33	00:35:21
29	Joe	Maloy	USA		01:59:07	00:18:08	00:00:52	01:06:07	00:00:31	00:33:26
30	Yuichi	Hosoda	JPN		01:59:15	00:18:41	00:00:54	01:05:27	00:00:29	00:33:42
31	Declan	Wilson	AUS		01:59:20	00:18:57	00:00:50	01:03:18	00:00:39	00:35:34

32	Hirokatsu	Tayama	JPN		01:59:25	00:17:53	00:00:53	01:05:02	00:00:31	00:35:03
33	Ron	Darmon	ISR		01:59:54	00:18:38	00:00:52	01:05:30	00:00:30	00:34:22
34	Grégory	Rouault	ITU		02:00:07	00:18:45	00:00:54	01:05:25	00:00:32	00:34:30
35	Ivan	Vasiliev	RUS		02:00:19	00:17:51	00:00:56	01:06:14	00:00:33	00:34:42
36	Tom	Davison	NZL		02:00:23	00:18:36	00:00:52	01:03:33	00:00:25	00:36:54
37	Akos	Vanek	HUN		02:00:36	00:18:04	00:00:51	01:06:02	00:00:28	00:35:09
38	Andrea	Salvisberg	SUI		02:01:02	00:18:45	00:00:52	01:05:25	00:00:34	00:35:25
39	Francesc	Godoy	ESP		02:01:12	00:18:01	00:00:56	01:06:05	00:00:28	00:35:40
40	Cameron	Goldsmid	NZL		02:01:50	00:18:23	00:00:48	01:07:59	00:00:27	00:34:11
41	Crisanto	Grajales	MEX		02:01:58	00:18:30	00:00:50	01:09:33	00:00:30	00:32:34
42	Vicente	Hernandez	ESP		02:02:07	00:18:34	00:00:53	01:05:34	00:00:37	00:36:27
43	William	Huffman	USA		02:03:04	00:18:40	00:00:54	01:09:56	00:00:26	00:33:06
44	Yegor	Martynenko	UKR		02:03:20	00:18:43	00:00:55	01:07:34	00:00:27	00:35:39
45	Gaspar	Riveros	CHI		02:03:32	00:18:39	00:00:50	01:05:27	00:00:29	00:38:05
46	Bryce	Mcmaster	NZL		02:04:31	00:18:19	00:00:54	01:10:14	00:00:27	00:34:35
DNF	Marten	Van Riel	BEL		00:00:00	00:18:29	00:00:53	01:07:44	00:00:29	00:00:00
DNF	Tommy	Zaferes	USA		00:00:00	00:18:02	00:00:55	01:08:13	00:00:27	00:00:00
DNF	Martin	Van Barneveld	NZL		00:00:00	00:18:55	00:00:50	01:09:44	00:00:29	00:00:00
DNF	Vladimir	Turbayevskiy	RUS		00:00:00	00:18:09	00:00:54	01:10:27	00:00:27	00:00:00
DNF	Miguel	Arraiolos	POR		00:00:00	00:18:40	00:00:52	01:09:56	00:00:30	00:00:00
DNF	Joao	Silva	POR		00:00:00	00:18:18	00:00:52	01:08:45	00:00:00	00:00:00
DNF	Dmitry	Polyanskiy	RUS		00:00:00	00:17:49	00:00:52	00:00:00	00:00:00	00:00:00
DNF	Igor	Polyanskiy	RUS		00:00:00	00:17:53	00:00:52	00:00:00	00:00:00	00:00:00
DNF	Kyle	Jones	CAN		00:00:00	00:18:05	00:00:54	00:00:00	00:00:00	00:00:00
DNF	Ryan	Fisher	AUS		00:00:00	00:18:07	00:00:52	00:00:00	00:00:00	00:00:00
DNF	David	Hauss	FRA		00:00:00	00:18:08	00:00:55	00:00:00	00:00:00	00:00:00
DNF	Andrew	Mccartney	CAN		00:00:00	00:18:05	00:01:18	00:00:00	00:00:00	00:00:00
DNF	Premysl	Svarc	CZE		00:00:00	00:18:26	00:00:56	00:00:00	00:00:00	00:00:00
DNF	Jarrod	Shoemaker	USA		00:00:00	00:18:27	00:00:56	00:00:00	00:00:00	00:00:00
DNF	Bruno	Matheus	BRA		00:00:00	00:18:42	00:00:55	00:00:00	00:00:00	00:00:00
DNF	Brendan	Sexton	AUS		00:00:00	00:18:44	00:00:54	00:00:00	00:00:00	00:00:00
DNF	Mark	Buckingham	GBR		00:00:00	00:18:48	00:00:54	00:00:00	00:00:00	00:00:00
DNF	Andrey	Bryukhankov	RUS		00:00:00	00:18:45	00:00:58	00:00:00	00:00:00	00:00:00
DNF	Ivan	Ivanov	UKR		00:00:00	00:18:53	00:00:55	00:00:00	00:00:00	00:00:00

Distances: Swim 1500 m (2 laps) Bike 40 km (8 laps) Run 10 Km (4 laps)