



































## 2015 ITU World Triathlon Cape Town : Apr 26 2015 : Elite Men : Results

Pos	First Name	Last Name	Country		Time	Swim	T1	Bike	T2	Run
1	Alistair	Brownlee	GBR		01:39:19	00:08:39	00:00:43	00:59:35	00:00:19	00:30:05
2	Javier	Gomez Noya	ESP		01:39:24	00:08:32	00:00:42	00:59:44	00:00:18	00:30:09
3	Vincent	Luis	FRA		01:39:28	00:08:43	00:00:42	00:59:32	00:00:20	00:30:11
4	Richard	Murray	RSA		01:39:39	00:08:47	00:00:46	00:59:26	00:00:19	00:30:24
5	Fernando	Alarza	ESP		01:39:51	00:08:46	00:00:44	00:59:28	00:00:17	00:30:37
6	Sven	Riederer	SUI		01:40:00	00:08:49	00:00:50	00:59:18	00:00:20	00:30:45
7	Pierre	Le Corre	FRA		01:40:07	00:08:42	00:00:41	00:59:39	00:00:16	00:30:52
8	Mario	Mola	ESP		01:40:16	00:08:50	00:00:50	00:59:22	00:00:21	00:30:55
9	Crisanto	Grajales	MEX		01:40:30	00:08:47	00:00:44	00:59:31	00:00:21	00:31:08
10	Joao	Pereira	POR		01:40:32	00:08:49	00:00:47	00:59:28	00:00:21	00:31:10
11	Steffen	Justus	GER		01:40:37	00:08:56	00:00:49	00:59:13	00:00:20	00:31:21
12	Jarrod	Shoemaker	USA		01:40:43	00:08:52	00:00:55	00:59:22	00:00:20	00:31:15
13	Dmitry	Polyanskiy	RUS		01:40:47	00:08:35	00:00:48	00:59:39	00:00:20	00:31:27
14	Alexander	Bryukhankov	RUS		01:40:56	00:08:44	00:00:52	00:59:31	00:00:23	00:31:28
15	Brendan	Sexton	AUS		01:41:01	00:08:55	00:00:55	00:59:13	00:00:22	00:31:38
16	Kevin	Mcdowell	USA		01:41:04	00:08:44	00:00:45	00:59:33	00:00:22	00:31:43
17	Davide	Uccellari	ITA		01:41:11	00:08:55	00:00:55	00:59:19	00:00:20	00:31:44
18	Aurelien	Raphael	FRA		01:41:14	00:08:37	00:00:48	00:59:36	00:00:21	00:31:54
19	Dorian	Coninx	FRA		01:41:17	00:08:34	00:00:44	00:59:40	00:00:18	00:32:03
20	Miguel	Arraiolos	POR		01:41:23	00:08:53	00:00:52	00:59:21	00:00:25	00:31:54
21	Andrea	Salvisberg	SUI		01:41:27	00:08:45	00:00:45	00:59:31	00:00:22	00:32:05
22	Dan	Wilson	AUS		01:41:32	00:08:41	00:00:45	00:59:34	00:00:19	00:32:14
23	Diogo	Sclebin	BRA		01:41:35	00:09:05	00:00:48	00:59:10	00:00:23	00:32:11
24	Aurélien	Lescure	ITU		01:41:36	00:09:07	00:00:50	00:59:09	00:00:20	00:32:12
25	Kristian	Blummenfelt	NOR		01:41:46	00:08:51	00:00:48	00:59:20	00:00:21	00:32:28
26	Sean	Jefferson	USA		01:41:51	00:09:04	00:00:55	00:59:06	00:00:20	00:32:28
27	Danylo	Sapunov	UKR		01:41:55	00:08:59	00:00:53	00:59:18	00:00:23	00:32:24
28	Gregory	Billington	USA		01:42:01	00:08:44	00:00:55	00:59:23	00:00:20	00:32:41
29	Igor	Polyanskiy	RUS		01:42:06	00:08:41	00:00:47	00:59:36	00:00:22	00:32:41
30	Henri	Schoeman	RSA		01:42:08	00:08:38	00:00:49	00:59:33	00:00:19	00:32:50
31	Pablo	Dapena Gonzalez	ESP		01:42:11	00:08:38	00:00:49	00:59:39	00:00:19	00:32:49

32	Bob	Haller	LUX		01:42:17	00:09:04	00:00:51	00:59:10	00:00:20	00:32:56
33	Aurélien	Lebrun	FRA		01:42:19	00:08:52	00:00:50	00:59:24	00:00:18	00:32:57
34	Tamás	Tóth	HUN		01:42:21	00:09:08	00:00:44	00:59:16	00:00:24	00:32:52
35	Luca	Facchinetti	ITA		01:42:25	00:08:56	00:00:56	00:59:13	00:00:21	00:33:01
36	Gregor	Buchholz	GER		01:42:32	00:08:49	00:00:50	00:59:24	00:00:21	00:33:10
37	Premysl	Svarc	CZE		01:42:42	00:08:48	00:00:49	00:59:28	00:00:22	00:33:17
38	Joe	Maloy	USA		01:43:00	00:08:39	00:00:47	00:59:38	00:00:20	00:33:38
39	Vicente	Hernandez	ESP		01:43:07	00:08:50	00:00:48	00:59:24	00:00:24	00:33:43
40	Matthew	Sharpe	CAN		01:43:12	00:08:40	00:00:48	00:59:36	00:00:19	00:33:51
41	Alessandro	Fabian	ITA		01:43:32	00:08:44	00:00:46	00:59:30	00:00:20	00:34:14
42	Basson	Engelbrecht	RSA		01:43:35	00:08:55	00:00:53	00:59:14	00:00:20	00:34:16
43	Andrea	Secchiero	ITA		01:44:10	00:08:54	00:00:55	00:59:19	00:00:21	00:34:43
44	Jonas	Schomburg	TUR		01:44:17	00:08:49	00:00:45	00:59:32	00:00:19	00:34:55
45	Russell	White	IRL		01:44:29	00:08:49	00:00:48	00:59:29	00:00:18	00:35:06
46	Joao	Silva	POR		01:44:31	00:08:45	00:00:46	00:59:31	00:00:24	00:35:08
47	Francesc	Godoy	ESP		01:44:40	00:08:37	00:00:52	00:59:34	00:00:22	00:35:18
48	Simon	De Cuyper	BEL		01:44:46	00:09:11	00:00:45	00:59:12	00:00:19	00:35:21
49	Eddie	Van Heerden	RSA		01:44:50	00:08:54	00:00:49	00:59:24	00:00:20	00:35:25
50	Chris	Braden	USA		01:44:57	00:08:55	00:00:53	00:59:20	00:00:20	00:35:31
51	Stefan	Zachaeus	LUX		01:46:37	00:08:43	00:00:51	01:01:21	00:00:21	00:35:23
52	Wian	Sullwald	RSA		01:47:45	00:08:44	00:00:46	00:59:32	00:00:18	00:38:26
53	Wikus	Weber	RSA		01:48:05	00:08:58	00:00:51	00:59:17	00:00:20	00:38:40
54	Cameron	Good	AUS		01:48:10	00:08:49	00:00:53	01:04:56	00:00:21	00:33:12
55	Drikus	Coetzee	NAM		01:52:55	00:09:30	00:00:55	01:05:00	00:00:21	00:37:11
DNF	Justus	Nieschlag	GER		DNF	00:08:38	00:00:46	00:59:34	00:00:19	00:00:00
DNF	Andreas	Schilling	DEN		DNF	00:09:04	00:00:47	00:59:17	00:00:20	00:00:00
DNF	Andrea	De Ponti	ITA		DNF	00:08:58	00:00:51	00:59:13	00:00:20	00:00:00
DNF	Benjamin	Shaw	IRL		DNF	00:08:53	00:00:50	00:59:25	00:00:18	00:00:00
DNF	Lawrence	Fanous	JOR		DNF	00:09:01	00:00:47	00:00:00	00:00:00	00:00:00
DNF	Lukas	Siska	SVK		DNF	00:09:03	00:00:50	00:00:00	00:00:00	00:00:00
DNF	David	Castro Fajardo	ESP		DNF	00:08:49	00:01:00	00:00:00	00:00:00	00:00:00
DNF	Luis Miguel	Velasquez	VEN		DNF	00:08:52	00:00:53	00:00:00	00:00:00	00:00:00
DNF	Jan	Celustka	CZE		DNF	00:08:50	00:00:51	00:00:00	00:00:00	00:00:00

*Distances Swim 750 m (1 lap); Bike 40.2 km (connection plus 8 laps); Run 10 km (4 laps + 400 m on the stadium track)  
Swim distance was reduced from 1500 m to 750m, due to the water temperature. Water Temperature 11.9° C, air  
temperature 22.3 °C. Wetsuit swim. Wetsuit swim TD Rick Fulton/ZIM RR Juliet Fahey/NZL Competition Jury: Rick Fulton/ZIM.  
Debbie Alexander/RSA, Jan Sterk/RSA*