





































## 2016 ITU World Triathlon Gold Coast : Apr 09 2016 : Elite Men : Results

Pos	First Name	Last Name	Country		Time	Swim	T1	Bike	T2	Run
1	Mario	Mola	ESP		01:46:28	00:16:35	00:00:24	00:58:24	00:00:20	00:30:47
2	Fernando	Alarza	ESP		01:46:55	00:16:20	00:00:25	00:58:41	00:00:22	00:31:09
3	Jonathan	Brownlee	GBR		01:47:09	00:16:12	00:00:27	00:58:43	00:00:21	00:31:28
4	Ryan	Bailie	AUS		01:47:31	00:16:31	00:00:24	00:58:29	00:00:23	00:31:45
5	Ryan	Fisher	AUS		01:47:45	00:16:29	00:00:26	00:58:30	00:00:21	00:32:01
6	Joe	Maloy	USA		01:47:53	00:16:29	00:00:27	00:58:35	00:00:22	00:32:02
7	Vicente	Hernandez	ESP		01:47:58	00:16:28	00:00:27	00:58:31	00:00:21	00:32:13
8	Marten	Van Riel	BEL		01:48:01	00:16:24	00:00:26	00:58:36	00:00:22	00:32:15
9	Jacob	Birtwhistle	AUS		01:48:04	00:16:56	00:00:26	00:58:26	00:00:21	00:31:58
10	Gregory	Billington	USA		01:48:16	00:16:47	00:00:27	00:58:18	00:00:23	00:32:23
11	Tyler	Mislawchuk	CAN		01:48:17	00:16:26	00:00:27	00:58:35	00:00:23	00:32:29
12	Henri	Schoeman	RSA		01:48:21	00:16:10	00:00:29	00:58:48	00:00:21	00:32:34
13	Crisanto	Grajales	MEX		01:48:26	00:16:46	00:00:25	00:59:03	00:00:20	00:31:54
14	Richard	Varga	SVK		01:48:30	00:16:10	00:00:26	00:58:53	00:00:21	00:32:41
15	Joao	Pereira	POR		01:48:36	00:16:38	00:00:25	00:59:15	00:00:23	00:31:57
16	Alessandro	Fabian	ITA		01:48:44	00:16:16	00:00:26	00:58:42	00:00:23	00:32:59
17	Aaron	Royle	AUS		01:48:49	00:16:18	00:00:27	00:58:39	00:00:23	00:33:04
18	Steffen	Justus	GER		01:48:53	00:16:44	00:00:26	00:59:05	00:00:25	00:32:16
19	Kevin	Mcdowell	USA		01:48:58	00:16:36	00:00:26	00:58:27	00:00:25	00:33:06
20	Luca	Facchinetti	ITA		01:49:00	00:16:39	00:00:27	00:58:17	00:00:21	00:33:16
21	Irving	Perez	MEX		01:49:02	00:16:50	00:00:26	00:59:00	00:00:24	00:32:23
22	Tamás	Tóth	HUN		01:49:10	00:16:32	00:00:25	00:58:34	00:00:27	00:33:14
23	Kyle	Jones	CAN		01:49:22	00:16:54	00:00:26	00:58:31	00:00:21	00:33:12
24	Bryan	Keane	IRL		01:49:26	00:16:55	00:00:28	00:58:54	00:00:23	00:32:48
25	Danilo	Pimentel	BRA		01:49:27	00:16:56	00:00:26	00:58:57	00:00:21	00:32:50
26	Aleksandr	Latin	EST		01:49:30	00:16:42	00:00:27	00:58:23	00:00:25	00:33:36
27	Jan	Celustka	CZE		01:49:32	00:16:51	00:00:27	00:58:56	00:00:20	00:33:00
28	Jonas	Schomburg	TUR		01:49:34	00:16:49	00:00:27	00:58:13	00:00:21	00:33:47
29	Courtney	Atkinson	AUS		01:49:39	00:16:29	00:00:28	00:58:28	00:00:23	00:33:53
30	Danylo	Sapunov	UKR		01:49:40	00:16:39	00:00:28	00:59:11	00:00:24	00:33:00
31	Thomas	Springer	AUT		01:49:43	00:16:53	00:00:27	00:58:56	00:00:21	00:33:08

32	Alexander	Bryukhankov	RUS		01:50:01	00:16:38	00:00:27	00:59:14	00:00:25	00:33:19
33	Davide	Uccellari	ITA		01:50:32	00:16:53	00:00:28	00:58:56	00:00:23	00:33:55
34	Jelle	Geens	BEL		01:50:50	00:17:09	00:00:26	00:59:56	00:00:21	00:33:00
35	Luciano	Taccone	ARG		01:50:54	00:17:08	00:00:26	00:59:58	00:00:32	00:32:52
36	Alistair	Brownlee	GBR		01:50:56	00:16:27	00:00:27	00:58:29	00:00:24	00:35:12
37	Igor	Polyanskiy	RUS		01:51:13	00:16:13	00:00:26	00:58:47	00:00:25	00:35:23
38	Andrea	Secchiero	ITA		01:51:23	00:16:49	00:00:27	00:59:01	00:00:25	00:34:43
39	Jumpei	Furuya	JPN		01:51:24	00:16:42	00:00:24	00:58:25	00:00:22	00:35:34
40	Diogo	Sclebin	BRA		01:51:29	00:17:11	00:00:25	00:59:57	00:00:22	00:33:35
41	Benjamin	Shaw	IRL		01:52:20	00:16:25	00:00:26	00:57:57	00:00:21	00:37:13
42	Thomas	Bishop	GBR		01:52:49	00:16:30	00:00:28	00:57:50	00:00:24	00:37:39
43	Simon	Viaïn	FRA		01:54:43	00:16:53	00:00:29	00:58:52	00:00:24	00:38:06
44	Xavier	Grenier-Talavera	CAN		01:54:55	00:16:33	00:00:26	00:58:30	00:00:23	00:39:04
45	Eder	Mejia Muñoz	MEX		01:55:05	00:16:45	00:00:31	01:02:16	00:00:26	00:35:10
46	Juan Jose	Andrade Figueroa	ECU		01:56:20	00:16:52	00:00:27	01:02:13	00:00:24	00:36:25
DNF	Richard	Murray	RSA		DNF	00:16:42	00:00:23	00:00:00	00:00:00	00:00:00
DNF	Dmitry	Polyanskiy	RUS		DNF	00:16:16	00:00:26	00:00:00	00:00:00	00:00:00
DNF	Leonardo	Chacon	CRC		DNF	00:16:54	00:00:27	00:58:56	00:00:24	00:00:00
DNF	Manuel	Huerta	PUR		DNF	00:16:47	00:00:29	00:00:00	00:00:00	00:00:00
DNF	Alois	Knabl	AUT		DNF	00:16:23	00:00:26	00:58:45	00:00:25	00:00:00
DNF	Miguel	Arraiolos	POR		DNF	00:16:54	00:00:27	00:00:00	00:00:00	00:00:00
DNF	Kohei	Tsubaki	JPN		DNF	00:17:27	00:00:28	00:00:00	00:00:00	00:00:00
DNF	Gonzalo Raul	Tellechea	ARG		DNF	00:17:16	00:00:28	00:00:00	00:00:00	00:00:00
DNF	Jarrod	Shoemaker	USA		DNF	00:17:11	00:00:28	00:00:00	00:00:00	00:00:00
DNF	Gregor	Buchholz	GER		DNF	00:17:29	00:00:28	00:00:00	00:00:00	00:00:00
DNF	Andrew	Yorke	CAN		DNF	00:17:04	00:00:25	01:00:01	00:00:24	00:00:00
DNF	Ben	Kanute	USA		DNF	00:16:18	00:00:30	00:58:42	00:00:22	00:00:00
DNF	Yuichi	Hosoda	JPN		DNF	00:17:02	00:00:27	00:58:25	00:00:28	00:00:00
DNF	Anthony	Pujades	FRA		DNF	00:16:20	00:00:28	00:58:38	00:00:23	00:00:00
DNF	Gordon	Benson	GBR		DNF	00:16:44	00:00:28	00:58:18	00:00:31	00:00:00
DNF	Michael	Lori	CAN		DNF	00:17:03	00:00:25	01:02:04	00:00:24	00:00:00
DNF	Lukas	Hollaus	AUT		DNF	00:17:27	00:00:27	00:00:00	00:00:00	00:00:00
DNF	Carlos Javier	Quinchara Forero	COL		DNF	00:16:53	00:00:31	00:00:00	00:00:00	00:00:00
DNF	Braden	Currie	NZL		DNF	00:18:10	00:00:25	00:00:00	00:00:00	00:00:00

*Technical Delegate: Shanelle Barrett/NZL*

*Race Referee: Frank Stapleton/NZL*

*Competition Jury: Shanelle Barrett/NZL, Miles Stewart/AUS, Bill Walker/AUS*

*Distances: Swim 1500 m (1075+425), Bike 40 km (8 laps), Run 10 km (4 laps).*

*Water temperature 26.3°C, Air temperature 28°C. Wetsuits not allowed*